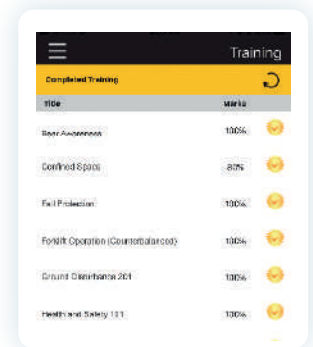
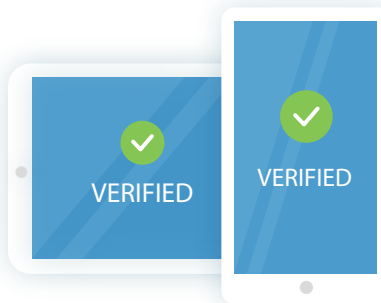


SAFETAPP

Secure Training Record
Storage and Offline Forms



Access a wide range of safety tools from your phone including your complete collection of training certificates, safety forms, company policies and procedures, and more!



Download and complete digital safety forms on a mobile device

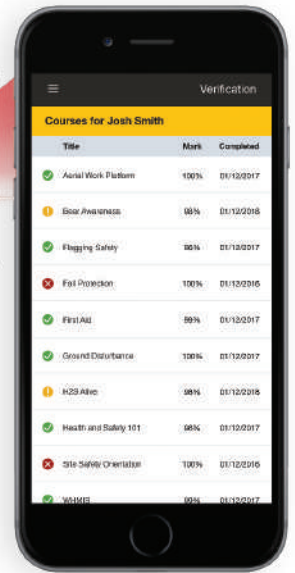
Scan custom QR codes to verify training records

Course certificates are also stored on the app for easy review



Support your most important health & safety objectives with one convenient EHS App

Whether you're an employee, contractor, employer, or prime contractor, this app has something for you. As an employee or contractor, you can download and store training certificates, complete audits and inspections, and even sign off on company policies and procedures, all from your tablet or smartphone. As an employer or prime contractor, you can scan certificates as well as search and verify training records in real time before allowing anyone on your work site.



The Features



Training Record Storage



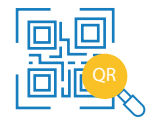
Offline Forms



Digital Folders



Offline Access



QR Code Technology

Incident Report NEW

Job #

Please fill out
Please check incident type, and fill out corresponding box below. Box 1, 5, 6, 7, 8 & 9 are required for all incident types. More than one incident type may be necessary in: Vehicle accident with injury.

Injury Report of Occurrence
 Vehicle Accident Property Damage

Employee Name *
John Doe

Please circle the injured area
Mark your area in the below image. Once done click Save button to save your diagram.

Clear Diagram

Save Submit

Offline Forms

You now have the power to build your own digital forms in minutes or choose one from our large template library. Thanks to SafeTapp, forms become easier than ever to access, anytime, anywhere, even offline. Designed for use in the field, easily complete a wide array of custom forms, including incident investigations, hazard assessments, and competency validations, and access real-time incident reporting, alerts, and notifications. It's also never been easier to capture photos, videos, and more—even when offline.

ID Badges

SafeTapp can also be used to:

- ✓ Scan BIStainer generated ID badges
- ✓ Access the resulting list of training records

No QR code to scan? No problem. SafeTapp also allows for manual verification.



By entering a worker's certificate number and last name into SafeTapp, you can access details of their training, including the course title, expiry date, ID verification status, and more. By inputting a user ID, you can pull up a complete history of that worker's training, then click on a record to receive more information and view copies of their certificates.